



ಬೃಹತ್ ಬೆಂಗಳೂರು ಮಹಾನಗರ ಪಾಲಿಕೆ
Bruhat Bengaluru Mahanagara Palike



BBMP COVID-19 WAR ROOM 28.12.2021



ABSTRACT OF COVID-19 CASES IN BENGALURU



	MALE	FEMALE	TRANSGENDER	MALE	FEMALE	TRANSGENDER	TOTAL	
	Last 24 Hours	Last 24 Hours	Last 24 Hours	Cumulative	Cumulative	Cumulative	Last 24 Hours	Cumulative
Positive Cases	157	112	0	7,53,309	5,08,533	155	269	12,61,997
Recovered Cases	105	104	0	7,40,123	4,99,214	149	209	12,39,486
Death Cases	1	0	0	10,373	6,012	4	1*	16,389
Total Tests Done	In Last 24 hrs : 46,828					Cumulative : 2,37,60,221		
ACTIVE CASES					6,122			

*Covid deaths occurred today : 00 | Covid deaths occurred beyond last 24 hrs., reported today : 01

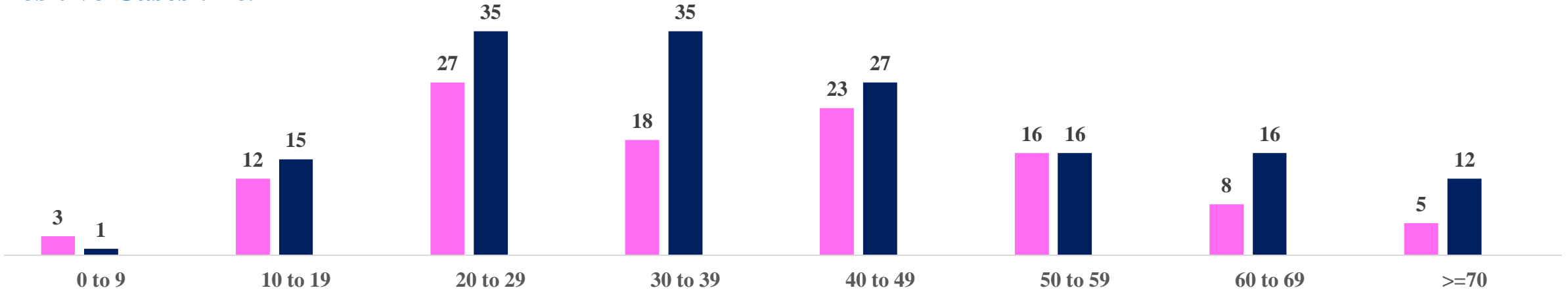


LAST 24 HOURS AGE GROUP AND GENDER WISE DISTRIBUTION

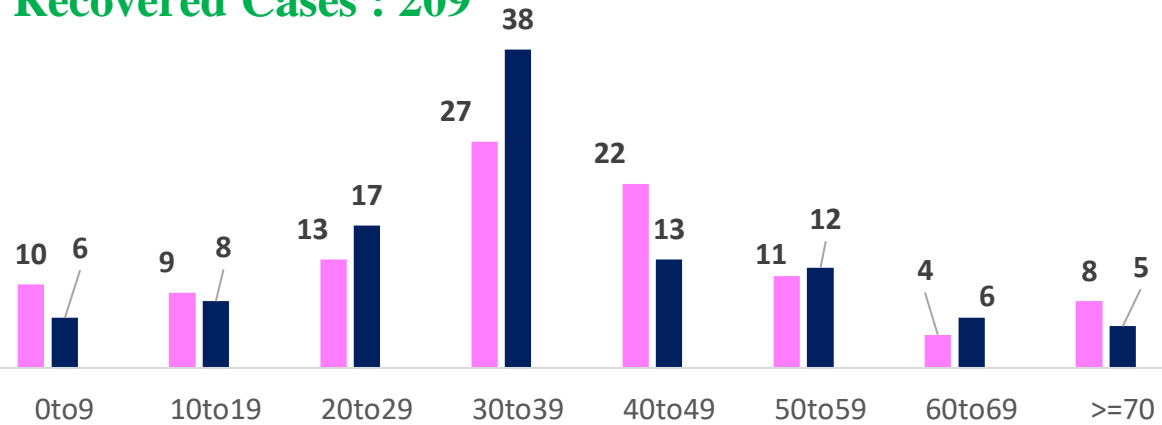


Positive Cases : 269

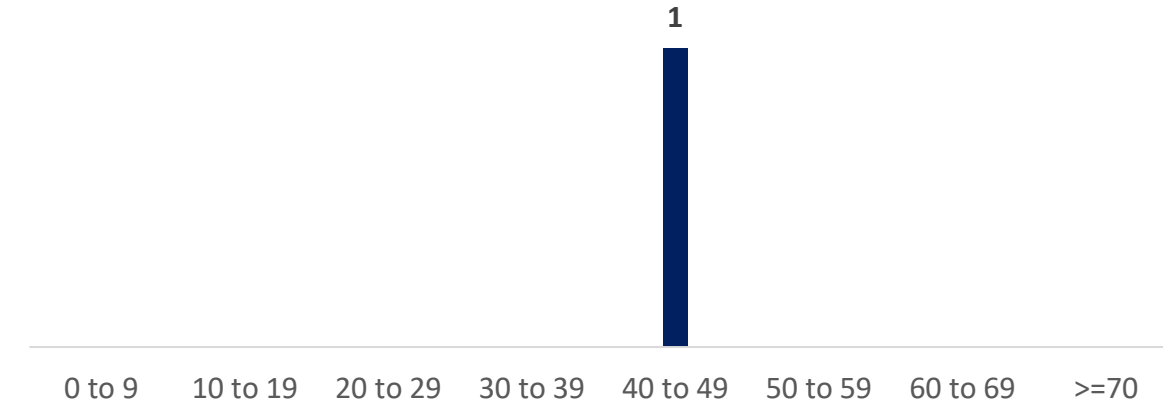
FEMALE MALE TRANSGENDER



Recovered Cases : 209



Death Cases : 1





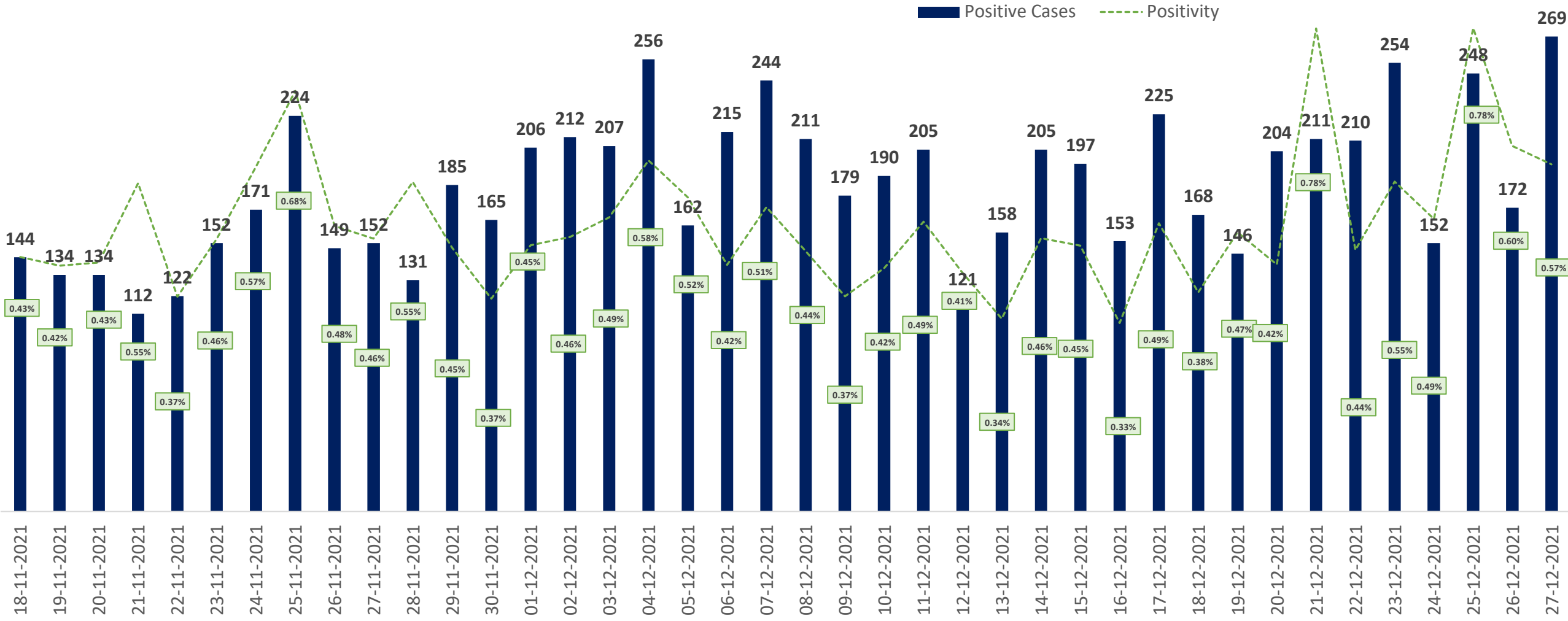
SNAPSHOT OF BENGALURU COVID-19 CASES IN LAST 8 WEEKS



	02-11-2021 To 08-11-2021	09-11-2021 To 15-11-2021	16-11-2021 To 22-11-2021	23-11-2021 To 29-11-2021	30-11-2021 To 06-12-2021	07-12-2021 To 13-12-2021	14-12-2021 To 20-12-2021	21-12-2021 To 27-12-2021
Total Positive Cases	1,071	1,079	1,032	1,164	1,423	1,308	1,298	1,516
Total Recovered Cases	984	1,400	1,752	1,749	948	1,077	1,105	1,075
Total Death Cases	8	16	11	12	14	19	8	10
Case Fatality Rate	0.75%	1.48%	1.07%	1.03%	0.98%	1.45%	0.62%	0.66%
Total Tests Conducted	2,74,500	2,80,411	2,29,152	2,24,625	3,03,505	3,06,599	3,03,315	2,58,695
Positivity Rate	0.39%	0.38%	0.45%	0.52%	0.47%	0.43%	0.43%	0.59%

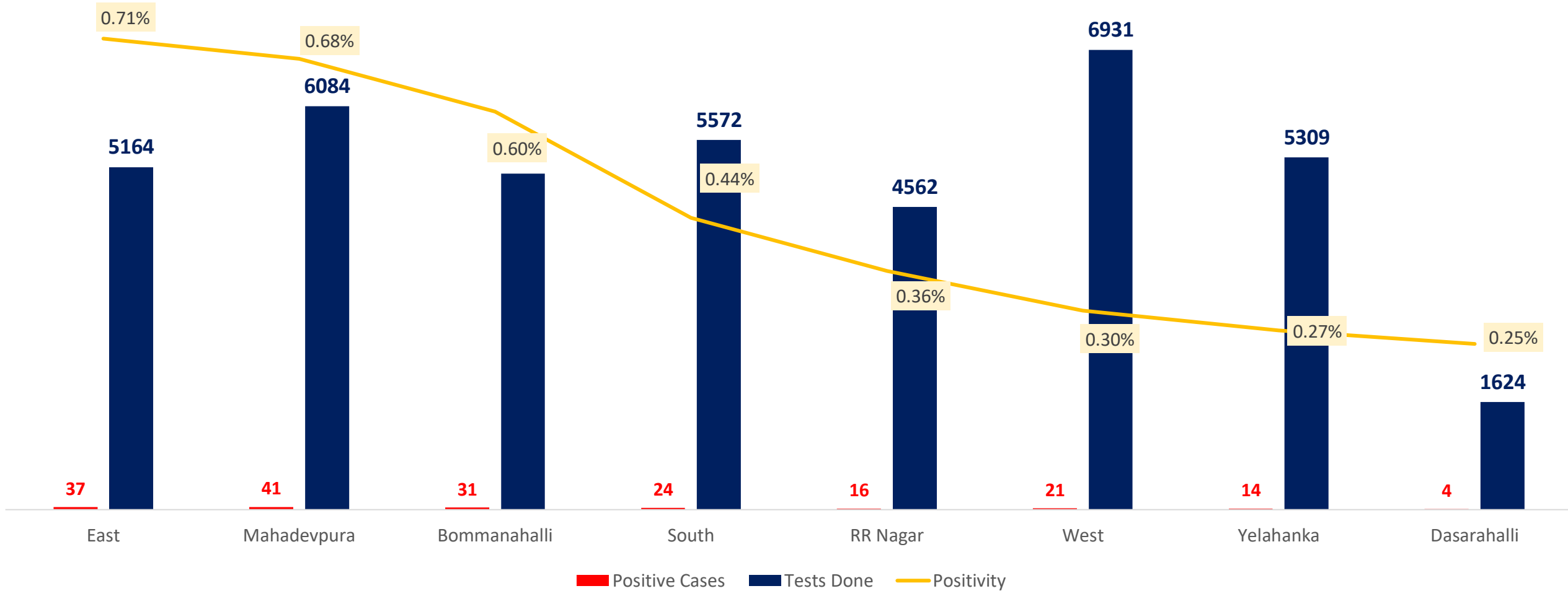


POSITIVITY RATE OF BENGALURU – LAST 40 DAYS



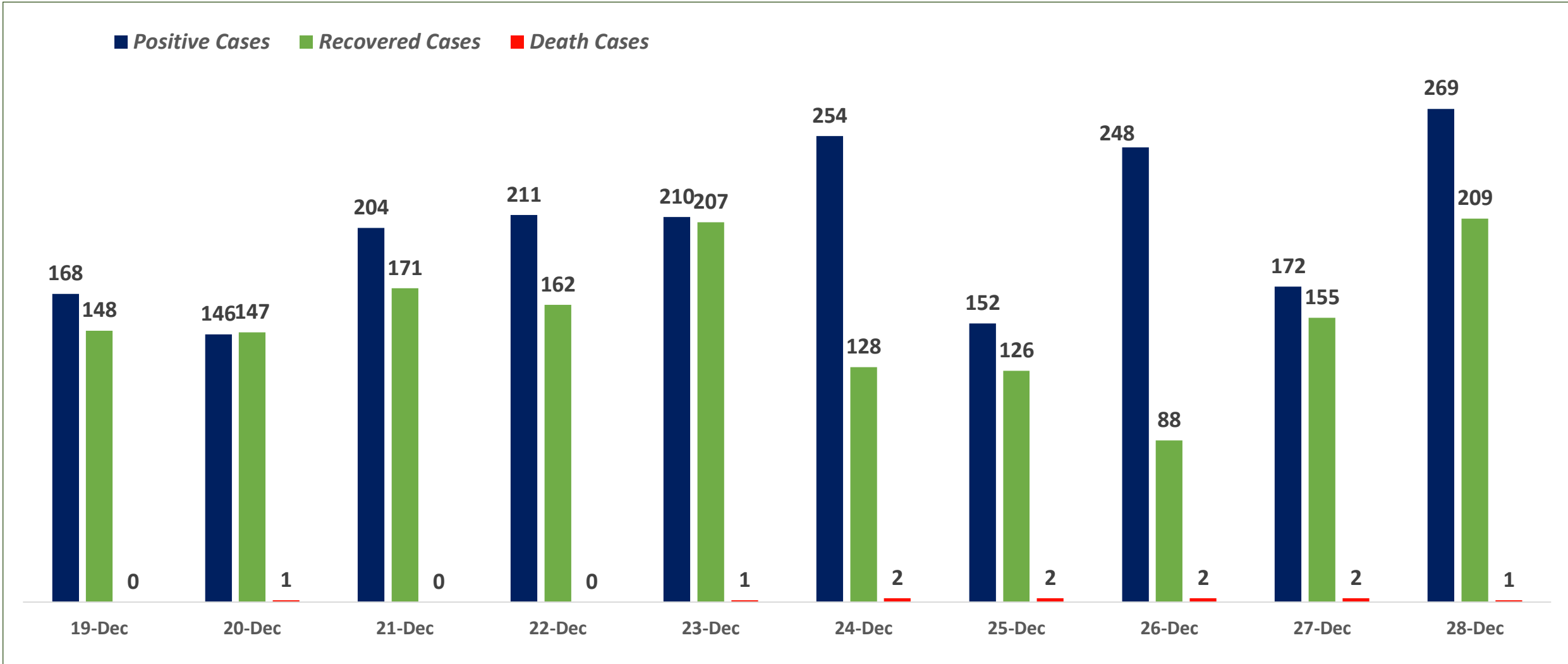


ZONE WISE AVERAGE POSITIVITY TREND FOR LAST WEEK





SNAPSHOT OF POSITIVE, RECOVERED AND DEATH CASES OVER LAST 10 DAYS ACROSS BBMP ZONES

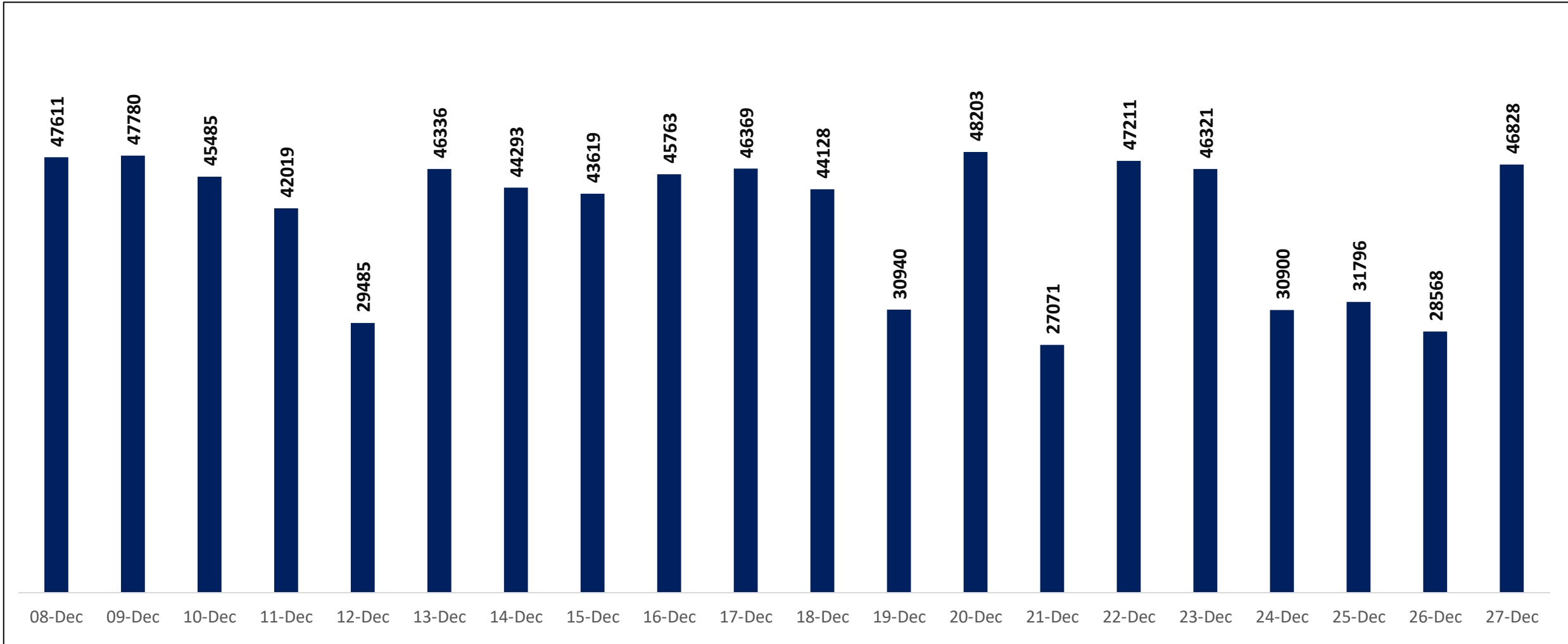




TESTING TRENDS IN BENGALURU

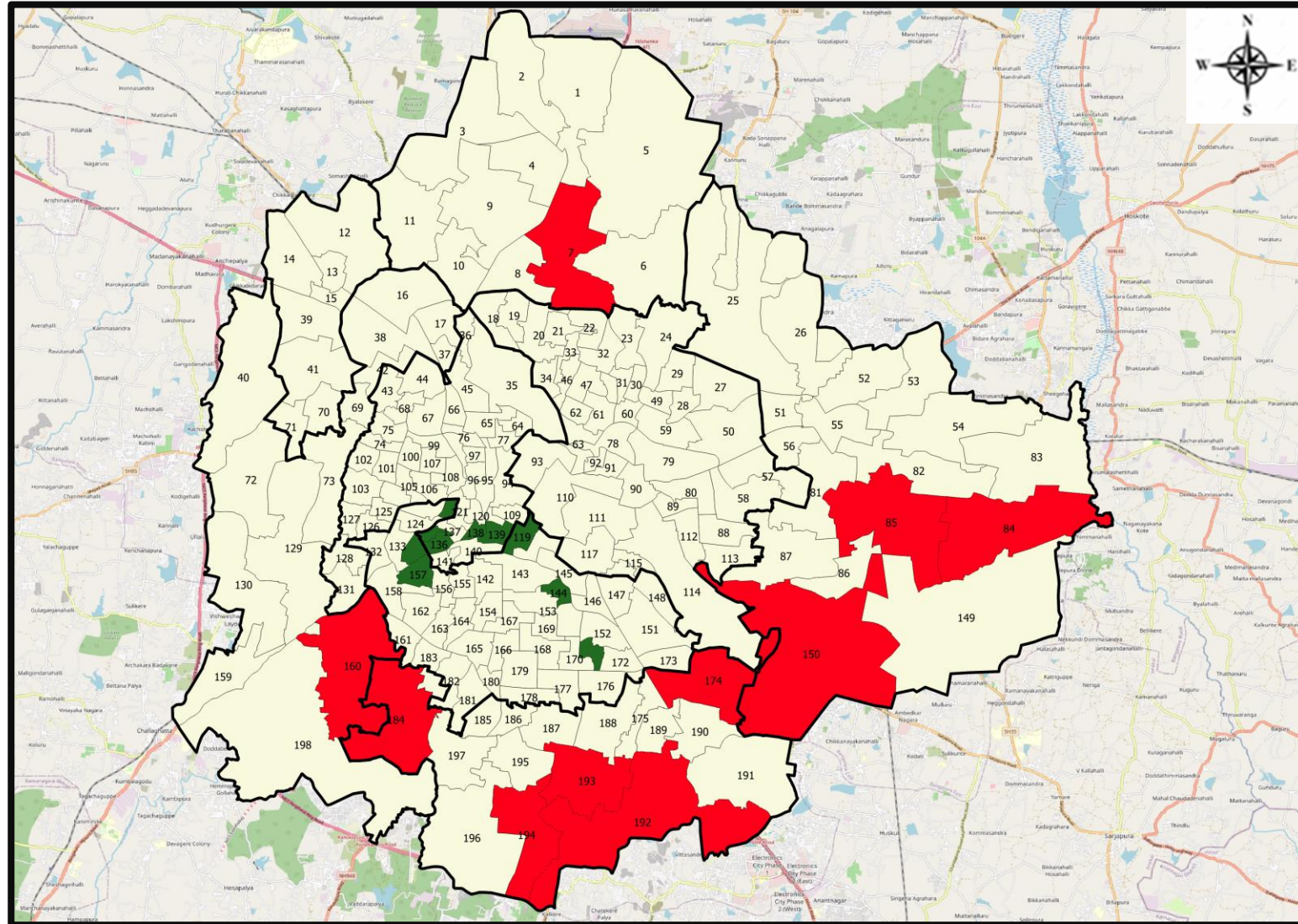


Total Test Conducted Till Date	Test Conducted Last 24 hours
2,37,60,221	46,828





BENGALURU URBAN MAP SHOWING TREND OF POSITIVE CASES IN LAST 10 DAYS



Top 10 wards reporting highest number of positive cases in last 10 days

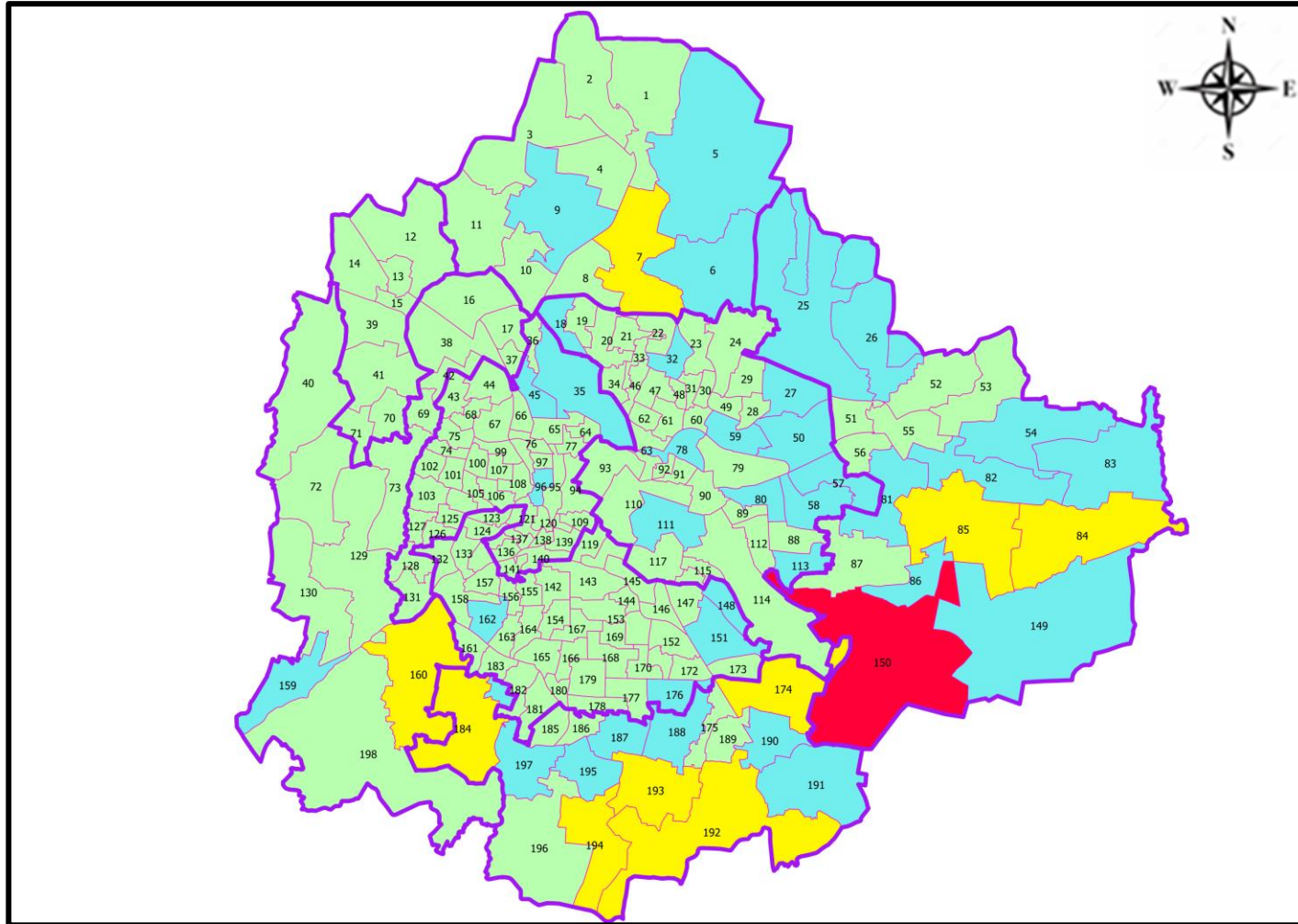
Ward No.	Ward Name	Daily Cases Average
150	Bellanduru	11
194	Gottigere	4
193	Arakere	4
184	Uttarahalli	4
192	Begur	4
160	Rajarajeshwari Nagar	4
174	HSR Layout	3
85	Dodda Nekkundi	3
84	Hagadur	3
7	Byatarayanapura	3






Top 10 wards reporting least number of positive cases in last 10 days

Ward No.	Ward Name	Daily Cases Average
119	Dharmaraya Swamy Temple	0
122	Kempapura Agrahara	0
134	Bapuji Nagar	0
135	Padarayanapura	0
136	Jagajivanram Nagar	0
138	Chalavadipalya	0
139	K R Market	0
144	Siddapura	0
157	Gali Anjaneya Temple	0
171	Gurappanapalya	0



BENGALURU MAP SHOWING INTENSITY OF POSITIVE CASES IN LAST 10 DAYS



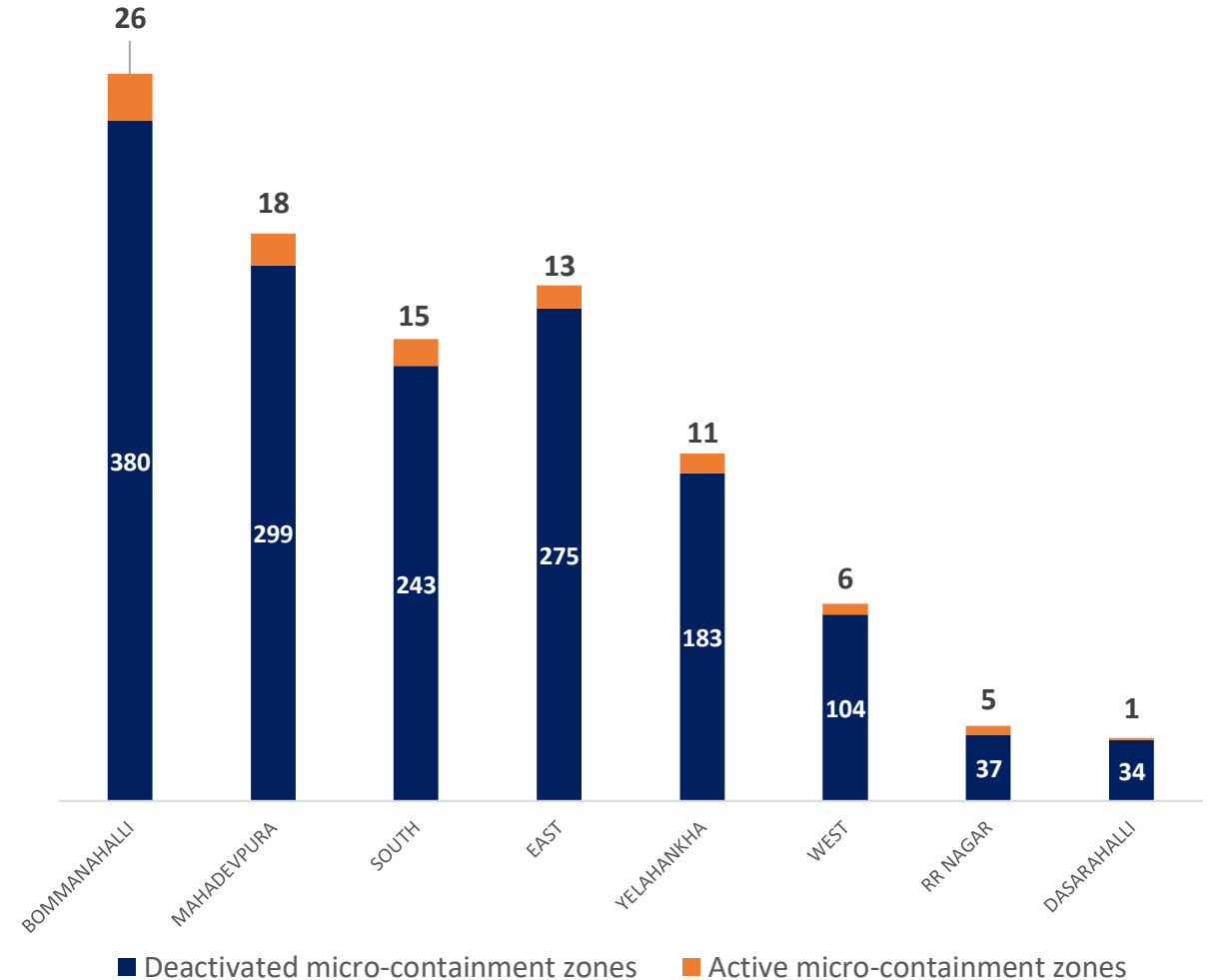
-  **Level 1 : 0 to 10 Cases**
-  **Level 2 : 10 to 25 Cases**
-  **Level 3 : 25 to 50 Cases**
-  **Level 4 : 50 to 100 Cases**
-  **Level 5 : Above 100 Cases**
-  **Zone Boundaries**



CONTAINMENT ZONE DETAILS



ZONE	TOTAL DECLARED	TOTAL DEACTIVATED	TOTAL ACTIVE
BOMMANAHALLI	406	380	26
MAHADEVPURA	317	299	18
SOUTH	258	243	15
EAST	288	275	13
YELAHANKHA	194	183	11
WEST	110	104	6
RR NAGAR	42	37	5
DASARAHALLI	35	34	1
TOTAL	1650	1555	95





COVID BED STATUS AS ON 28.12.2021

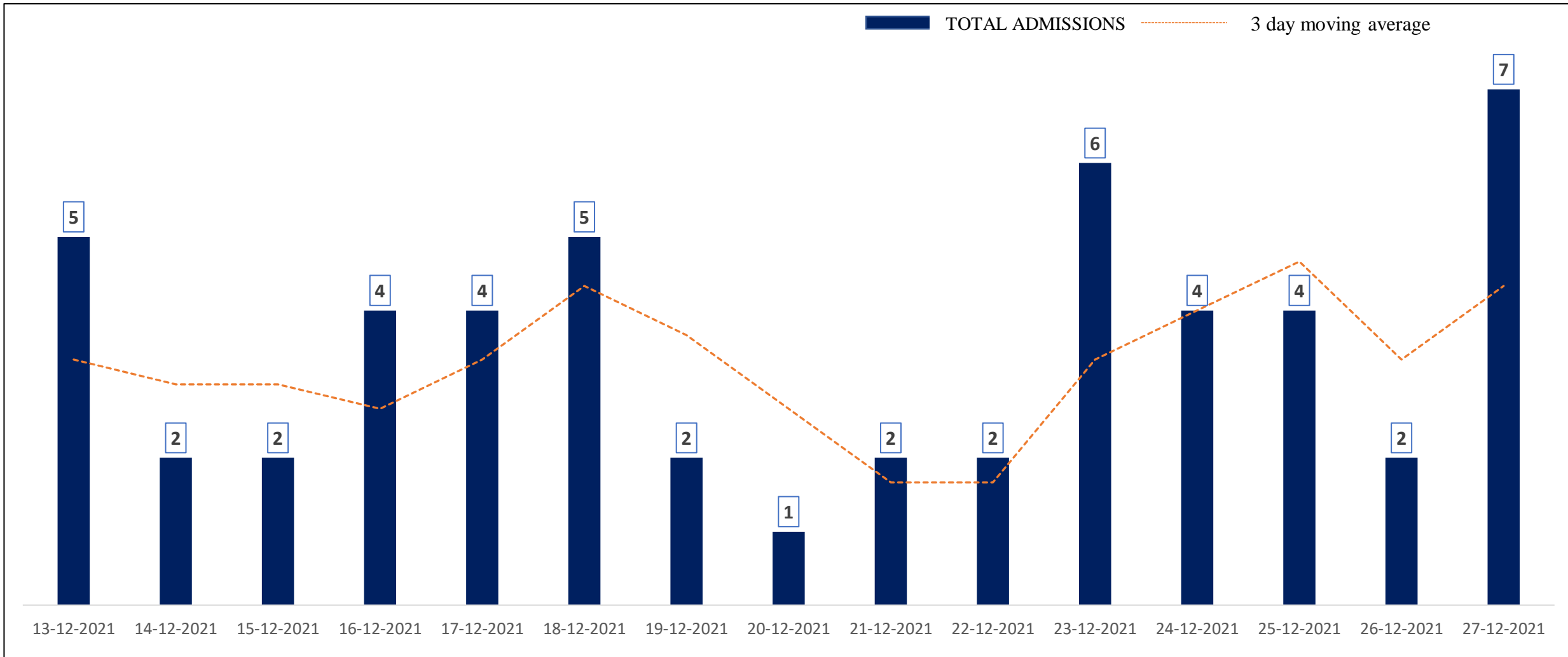


SR. NO.	Facility Type	No. of Hospital	Total Allocated Beds for C+ Patients					Occupied Beds for C+ Patients					Net Available Beds for C+ Patients				
			Gen Beds	HDU	ICU Beds	ICU-V	Total	Gen Beds	HDU	ICU Beds	ICU-V	Total	Gen Beds	HDU	ICU Beds	ICU-V	Total
1	Government Medical Colleges	4	20	621	53	76	770	0	13	2	1	16	20	608	51	75	754
2	Government Hospitals	16	664	210	65	127	1,066	1	7	2	1	11	663	203	63	126	1,055
3	Covid Care Centres	2	90					5					85				
Total Beds		22	774	831	118	203	1,926	6	20	4	2	32	768	811	114	201	1,894

* Status as on 28.12.2021 – 5:30 PM



HOSPITAL & CCC ADMISSIONS LAST 15 DAYS TREND



* Only Government Quota Admissions through CHBMS considered

* Only Fresh Admissions considered

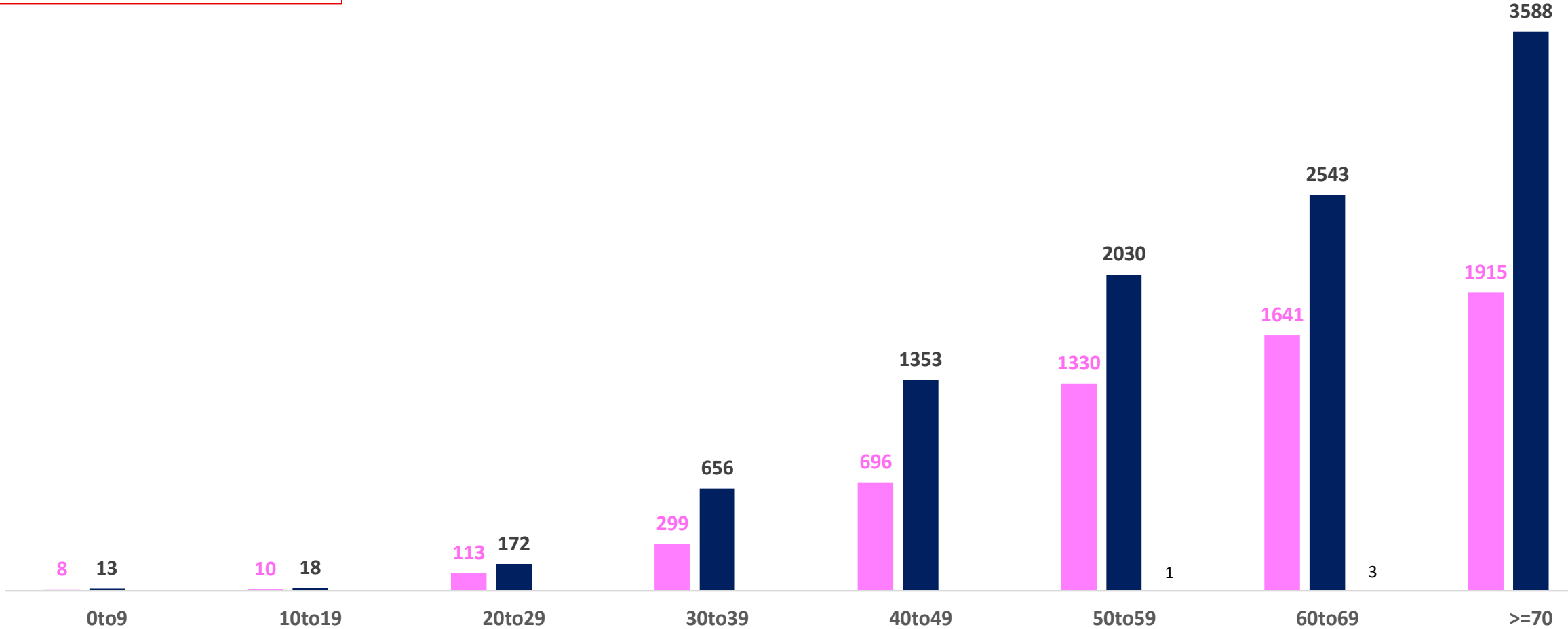


AGE AND GENDER WISE DISTRIBUTION OF DEATH CASES



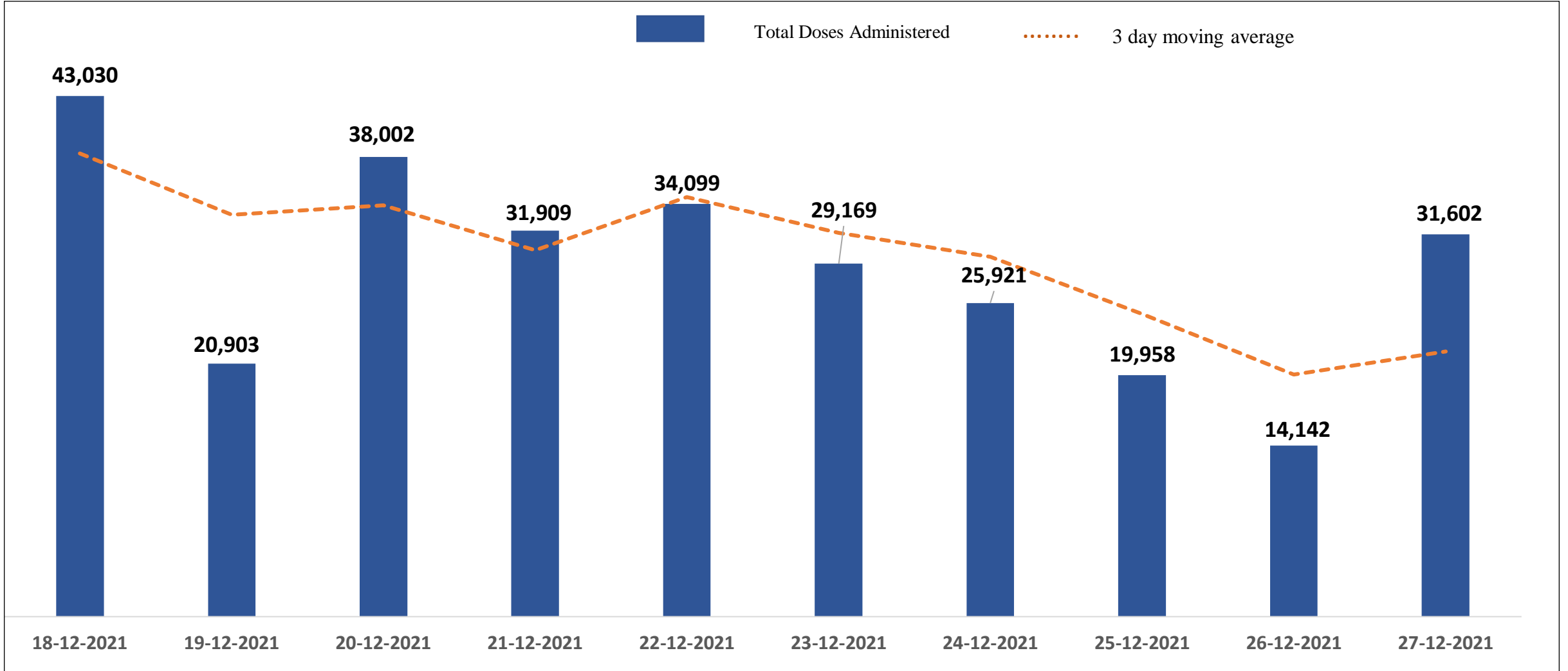
Death Cases: 16,389

Female Male Transgender



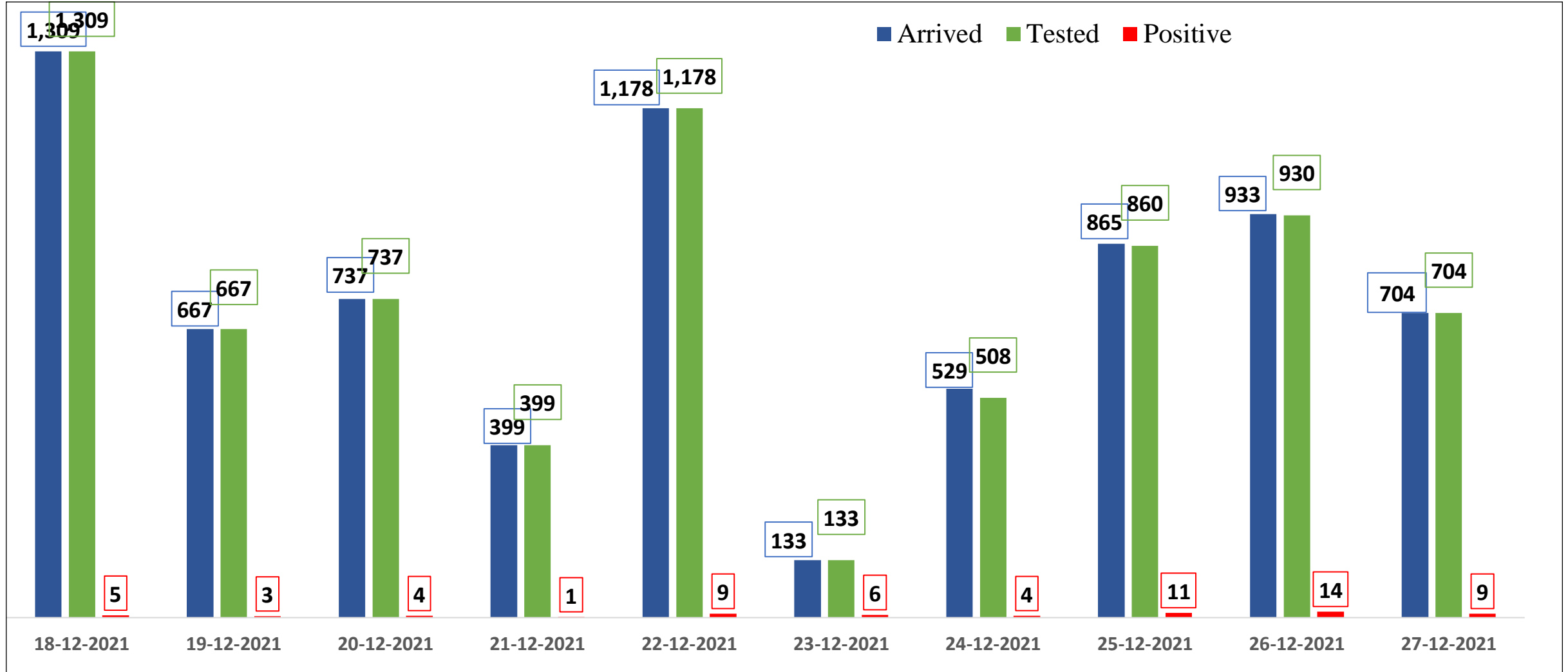


TOTAL VACCINE DOSES ADMINISTERED IN LAST 10 DAYS





INTERNATIONAL TRAVELLERS SURVEILLANCE IN LAST 10 DAYS

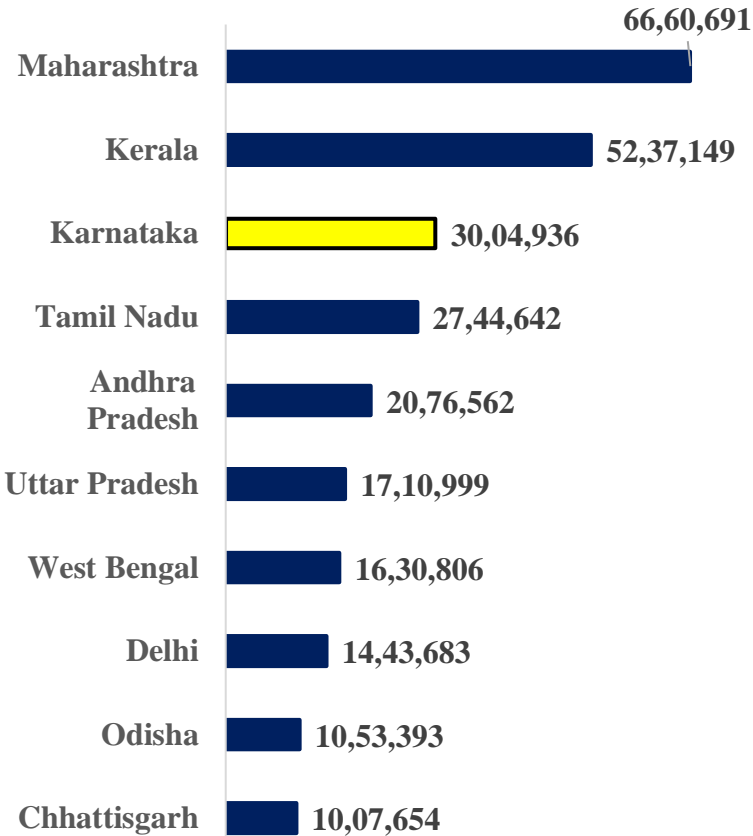




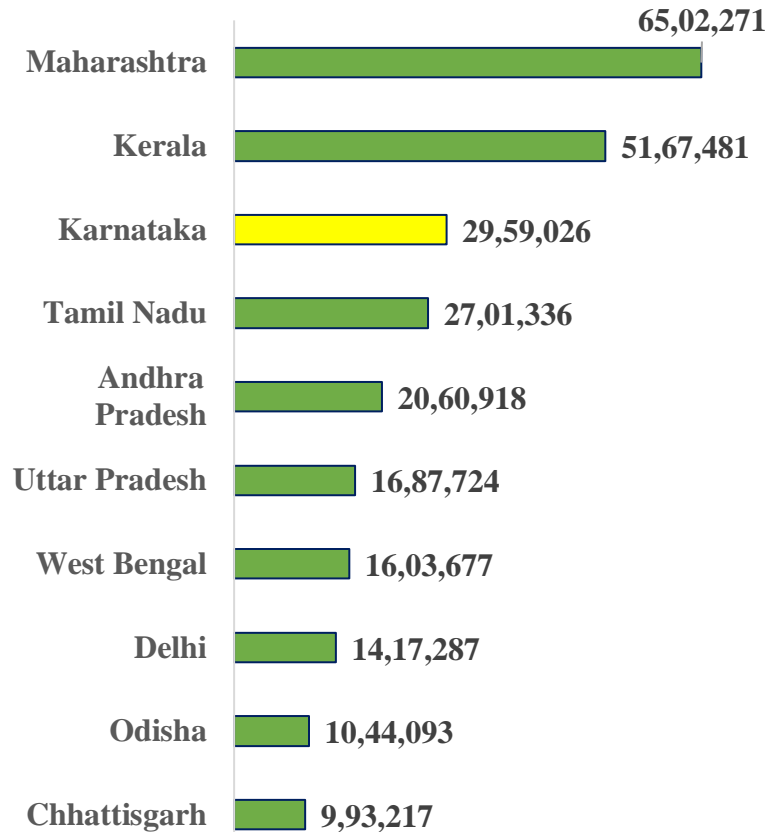
TOP 10 COVID19 AFFECTED INDIAN STATES



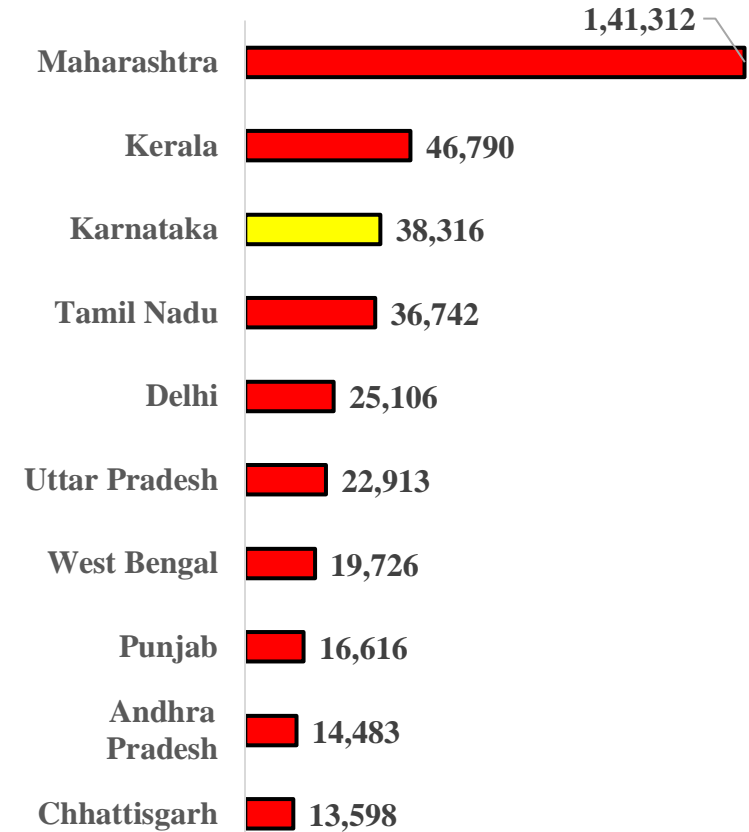
Total Positive Cases



Total Recovered Cases



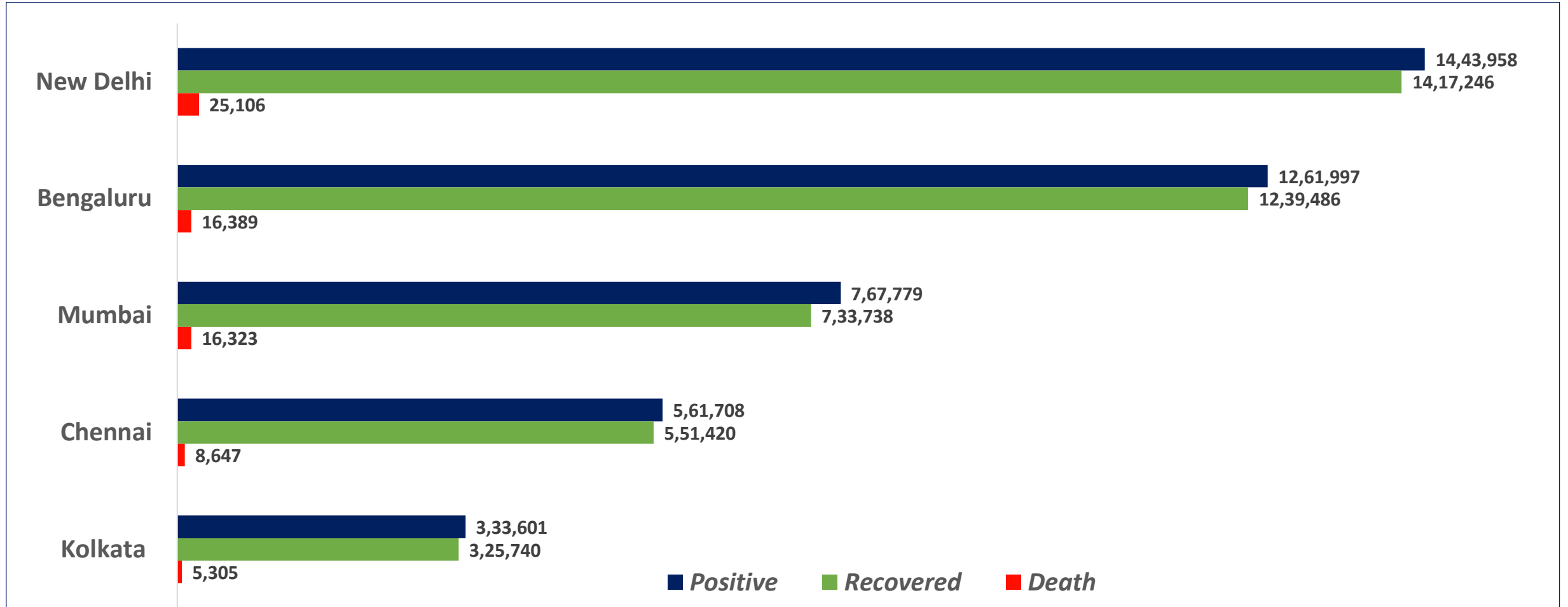
Total Death Cases



Source : <https://www.covid19tracker.in/> / at 5:00 pm (28.12.2021)



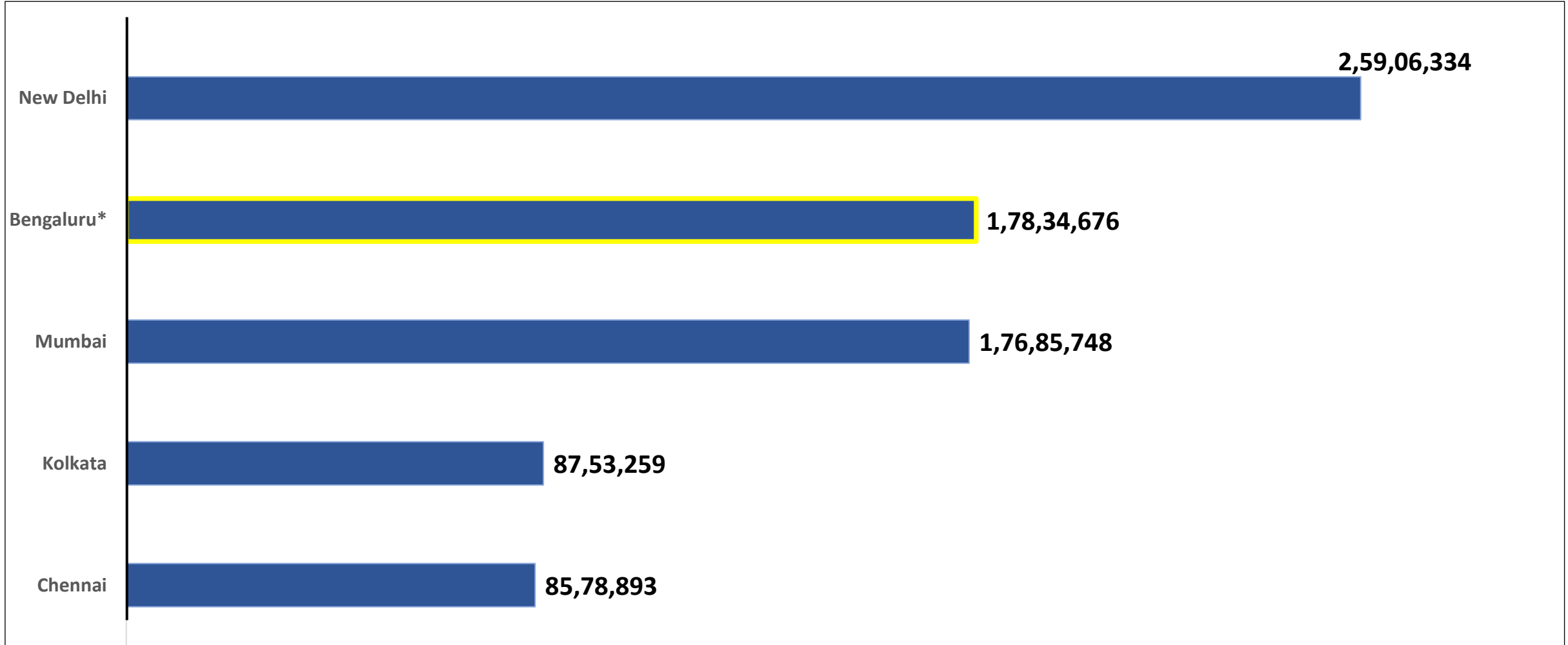
BENGALURU AND OTHER METROPOLITIAN CITIES



Source : <https://www.covid19tracker.in/> at 5:00 pm (28.12.2021)



VACCINE DOSES ADMINISTERED IN BENGALURU AND OTHER METROPOLITAN CITIES



Source : <https://dashboard.cowin.gov.in/> at 5:00 pm (28.12.2021)

*includes BBMP & Bengaluru Urban



SNAPSHOT OF COVID-19 CASES IN BENGALURU URBAN



**Total Wards With
< =10 Cases* :
152**

**Tests Conducted
On 26.12.2021:
46,828**

**Recovery
Rate:
98.22%**

**Total
Active Cases :
6,122**

**Total Vaccinated on
26.12.2021:
31,602**

**Positivity
Rate* :
0.59%**

**Active
Rate:
0.49%**

**Case
Fatality Rate* :
0.66%**



*Total positive cases In the past 10 days

*CFR and positivity is for Past 7 days



ಬೃಹತ್ ಬೆಂಗಳೂರು ಮಹಾನಗರ ಪಾಲಿಕೆ
Bruhat Bengaluru Mahanagara Palike



Download BBMP Bulletin	https://apps.bbmpgov.in/covid19/mediabulletin.php
For BBMPCovid19 Bed Status:	https://apps.bbmpgov.in/covid19/en/Bedstatus.php
To register for vaccination :	https://selfregistration.cowin.gov.in/
BBMP COVID19 Dashboard:	https://apps.bbmpgov.in/covid19/
Follow us on:	 www.facebook.com/bbmp.comm1/
	 twitter.com/BBMPCOMM



#IndiaFightsCorona
#We4Vaccine

Congratulations India

Health Ministry has provided
3 approvals in a single day
for restricted use in emergency situation



- CORBEVAX** vaccine
India's first indigenously developed RBD protein sub-unit vaccine
- COVOVAX** vaccine
Nanoparticle protein-based vaccine
- Anti-viral drug **Molnupiravir**
- Anti-viral COVID-19 pill

 /MIB_India /MIB_Hindi /COVIDNewsByMIB /inbministry /nbministry /mib_india /mib_india

Issued by:

Honorable Chief Commissioner, BBMP
Special Commissioner Health & IT, BBMP
MD, Bengaluru Smart City Limited

THANK YOU !

